



CHURCHILL DOWNS

INCORPORATED

Bank of America Merrill Lynch
Leveraged Finance Conference
Boca Raton, FL

December 2 - 4, 2019

Forward-Looking Statements

Information set forth in this presentation contains various “forward-looking statements” within the meaning of the Private Securities Litigation Reform Act of 1995 (the “Act”), which provides certain “safe harbor” provisions. All forward-looking statements made in this presentation are made pursuant to the Act. Forward-looking statements are typically identified by the use of terms such as “anticipate,” “believe,” “could,” “estimate,” “expect,” “intend,” “may,” “might,” “plan,” “predict,” “project,” “seek,” “should,” “will,” and similar words, although some forward-looking statements are expressed differently.

Although we believe that the expectations reflected in such forward-looking statements are reasonable, we can give no assurance that such expectations will prove to be correct. Important factors that could cause actual results to differ materially from expectations include the following: the effect of economic conditions on our consumers' confidence and discretionary spending or our access to credit; additional or increased taxes and fees; public perceptions or lack of confidence in the integrity of our business; loss of key or highly skilled personnel; restrictions in our debt facilities limiting our flexibility to operate our business; general risks related to real estate ownership, including fluctuations in market values and environmental regulations; catastrophic events and system failures disrupting our operations; online security risk, including cyber-security breaches; inability to recover under our insurance policies for damages sustained at our properties in the event of inclement weather and casualty events; increases in insurance costs and inability to obtain similar insurance coverage in the future; inability to identify and complete acquisition, expansion or divestiture projects, on time, on budget or as planned; difficulty in integrating recent or future acquisitions into our operations; number of people attending and wagering on live horse races; inability to respond to rapid technological changes in a timely manner; inadvertent infringement of the intellectual property of others; inability to protect our own intellectual property rights; payment-related risks, such as risk associated with fraudulent credit card and debit card use; compliance with the Foreign Corrupt Practices Act or applicable money-laundering regulations; work stoppages and labor issues; difficulty in attracting a sufficient number of horses and trainers for full field horseraces; inability to negotiate agreements with industry constituents, including horsemen and other racetracks; personal injury litigation related to injuries occurring at our racetracks; our inability to utilize and provide totalisator services; weather conditions affecting our ability to conduct live racing; increased competition in the horseracing business; changes in the regulatory environment of our racing operations; changes in regulatory environment of our online horseracing business; increase in competition in our online horseracing; uncertainty and changes in the legal landscape relating to our online wagering business; continued legalization of online sports betting and iGaming in the United States and our ability to predict and capitalize on any such legalization; inability to expand our sports betting operations and effectively compete; failure to comply with laws requiring us to block access to certain individuals could result in penalties or impairment with respect to our mobile and online wagering products; increased competition in our casino business; changes in regulatory environment of our casino business; costs, delays, and other uncertainties relating to the development and expansion of casinos; and concentration and evolution of slot machine manufacturing and other technology conditions that could impose additional costs.





Company Overview and the Case for Investing

CDI is an industry-leading entertainment company with iconic, diversified assets

Segment	TTM September 30, 2019 Adj. EBITDA		Description
	\$	% of total	
Churchill Downs	\$132	31%	Churchill Downs Racetrack (“CDRT”) <ul style="list-style-type: none"> Home of <i>The Kentucky Derby</i> Derby City Gaming (“DCG”)
Online Wagering	\$70	17%	TwinSpires <ul style="list-style-type: none"> Largest¹ online wagering platform for horseracing in U.S. Online Sports Betting and iGaming
Gaming	\$250	59%	<ul style="list-style-type: none"> 7 owned casinos with 3 hotels 2 casino joint ventures Located in 8 states ~11,000 slot machines/VLTs ~200 table games
All Other	\$(31)	(7)%	<ul style="list-style-type: none"> Arlington, Oak Grove, Turfway Park, United Tote, Corporate
Total	\$421	100%	

¹ Based on an annual and quarterly basis per figures released by Oregon Racing Commission for 9/30/19 4

Case for Investing

The Kentucky Derby

- An iconic and irreplaceable asset delivering consistent high margin growth and generating significant free cash flow over the long-term
- Unique and evolving guest experiences and expanded offerings provide consistent organic growth
- Future capital investments provide significant ongoing growth of our marquee asset
- Growing international engagement through our Japan and Europe Roads to the Derby

Diverse organic growth opportunities with disciplined investment spending

- *The Kentucky Derby* – capital investments enhance already unparalleled guest experience
- Online Wagering / TwinSpires – organic growth driven by best-in-class racing content access and data driven marketing strategy that capitalizes on major race dates including *The Kentucky Derby*
- Gaming – multiple, smaller bets in various geographies provide for solid growth
- Expansion into historical racing machines provides new organic growth
- Potential Sports Betting / iGaming expansion as states pass new laws

Strong balance sheet and financial performance

- Strong free cash flow generation with disciplined maintenance capital spending
- Conservatively levered with capacity to pursue strategic options including reinvestment in organic growth, M&A activity, dividends, and share repurchases

Proven management team

- Diverse backgrounds with multi-industry, technology and international experience
- Successful track record of integrating new businesses
- Proven record of disciplined capital allocation and earnings growth





Churchill Downs Segment

Overview

Churchill Downs Racetrack



- Home of *The Kentucky Derby*
- Longest continuously held annual sporting event in the **United States**



- Historical racing machine (“HRM”) facility
- 1,000 machines
- Operates under CDRT’s pari-mutuel racing license at its ancillary training facility in **Louisville, KY**

The Kentucky Derby utilizes the mystique and magic of Churchill Downs to create unique experiences for our guests

Historic Americana



Sophisticated Luxury



Contagious Excitement



The Kentucky Derby - By The Numbers

- The economic impact made on the Louisville area over Derby Weekend ➡ \$356 million¹
- Mint Juleps served over Derby Weekend ➡ 127,000
- First leg of the Triple Crown ➡ only 13 Triple Crown winners since inception

¹ From the Destination International and Tourism Economics Event Impact Calculator (EEI)

The Lead Up to *The Kentucky Derby*

Month Long Celebration Leading Up to Derby Week

Through various non-affiliated organizations, spring kicks off with a month of events celebrating *The Kentucky Derby*

Thunder Over Louisville

The largest annual fireworks display in North America



Kentucky Derby Festival Marathon

A Boston Marathon qualifying race which runs through CDRT



Great Balloon Race

A beloved family tradition, color fills the Louisville sky to signal that Derby is near



Kentucky Museum of Art & Craft Couture

The fashion kickoff attracts worldwide artist participation

The Fillies Derby Ball

The spin of a wheel determines who will preside as Queen among the festivities



Derby Divas

The Kentucky Oaks charitable partner event has raised over \$1.5 million for breast health



Unique Derby Week Experiences

Experiences at CDRT



Derby attendees have the opportunity to include unique experiences at CDRT with their ticket packages, such as:

- Tours of the Paddock area
- Backstretch Tour at Dawn at Churchill Downs

Derby Week Nightlife

Taste of Derby

An evening of fine cuisine served by chefs from stops along the Road to the Kentucky Derby; the event raises funds for Dare to Care Food Bank

Official Derby Events

Celebrities and other notable guests attend the many charitable nightlife events Derby Week has to offer; these events benefit local charities and feature performances by top artists

- The Trifecta Gala
- Barnstable Brown Gala
- Unbridled Eve
- Fillies & Lillies



3rd Party Experiences



Guests have the opportunity to package other 3rd party tours with their official Derby ticket packages, including:

- Private Horse Farm Tours
- Bourbon Distillery Tours
- Mint Julep Sunset Social



The Lead Up to The Kentucky Derby

Derby Week

Saturday: Opening Night

Derby Week kicks off with artistic displays and performances during the first night of racing



Tuesday: Champions Day

Fans can meet legendary jockeys and trainers, gain industry expert insights into Derby Week betting, and support thoroughbred aftercare

Thursday: Thurby

A day celebrating the best of Kentucky including culture, fare, and racing with attendance of ~40,000



Friday: Kentucky Oaks

America's premier race for 3-year old fillies and the fourth highest attended horse race in the United States at ~115,000

Saturday: The Kentucky Derby

The most prestigious event in racing draws attendance of ~150,000-170,000 and crowns a new Triple Crown hopeful each year

Corporate Engagement

CDI has partnered with the Derby Diversity & Business Summit (DDBS) for Derby Week 2020

- The goal is to connect diverse owned businesses and promote diversity within the executive workforce and supply chain
- Elite business leaders will participate in executive development seminars, panel discussions, and networking opportunities while enjoying Derby Week



2019 Derby Week Results

2019 Kentucky Derby Week – Another Record Year with Adjusted EBITDA growth of \$5.4 million from 2018

Handle

- All-sources handle for Opening Night (April 27) through Derby Day (May 4) set a new record of \$343.0 million, up 10% from the previous record of \$311.2 million in 2018
 - Includes \$4.1 million of handle wagered in Japan - the first year *The Kentucky Derby* has ever been offered for wagering in Japan
- Wagering from all-sources on the Derby Day program totaled \$250.9 million, up 11% from the previous record of \$225.7 million in 2018
- TwinSpires recorded \$48.4 million in handle on Derby Day 2019, up 20% from 2018

Attendance

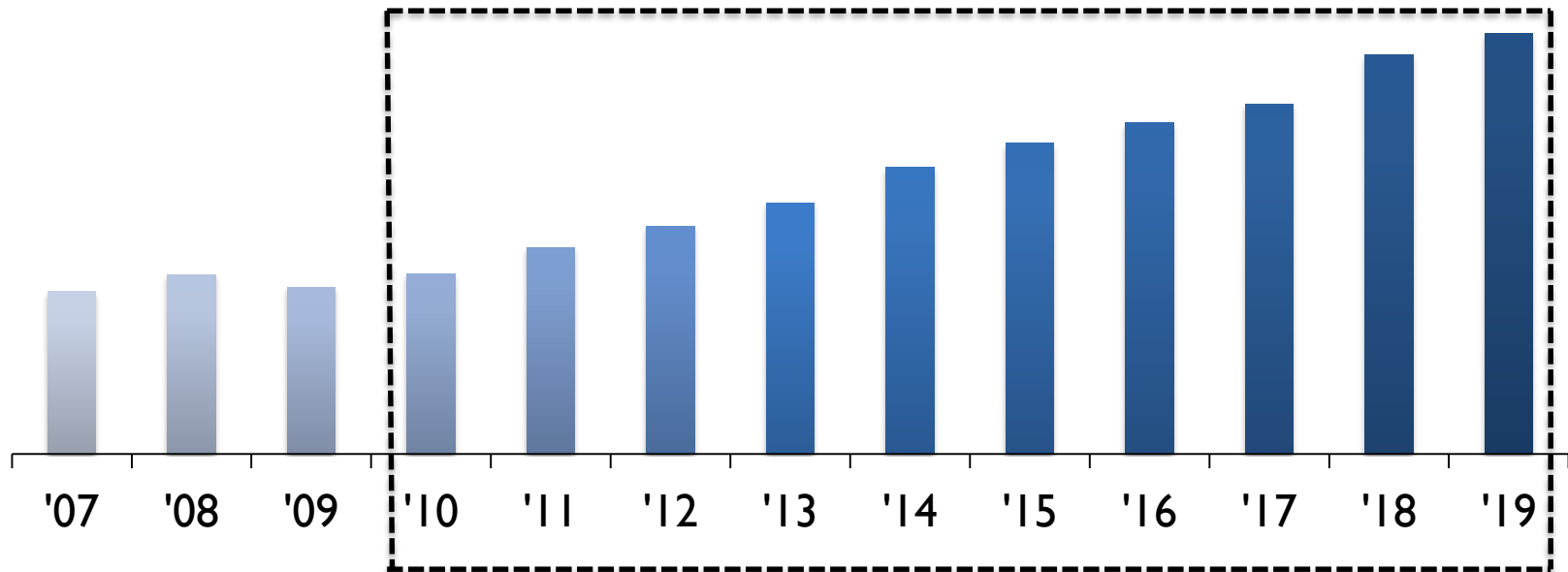
- Derby Day attendance totaled 150,729, down 4% compared to 2018
 - The threat of an all-day rain forecast impacted 2019 attendance
 - Attendance has ranged between 150,000 and 170,000 over the past 5 years
- Derby Week attendance totaled 360,237, down 4% compared to 2018
 - Attendance has ranged between 349,000 and 376,000 over the past 5 years

Television Ratings

- *The 2019 Kentucky Derby* on NBC delivered a 10.9/25¹ overnight rating, the highest for *The Kentucky Derby* since 1992
- 18.5 million peak viewership of the NBC telecast of *The 2019 Kentucky Derby*

¹ 10.9% of all television-equipped households tuned in to *The Kentucky Derby* and among those households watching TV at the time, 25% of those households watched *The Kentucky Derby*

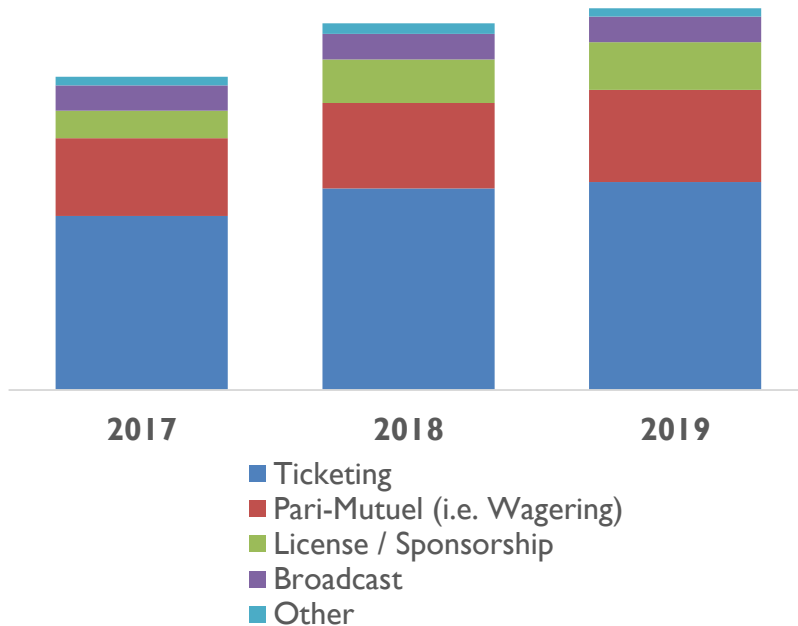
**The Kentucky Derby Week has delivered
10 consecutive years of record Adjusted EBITDA**



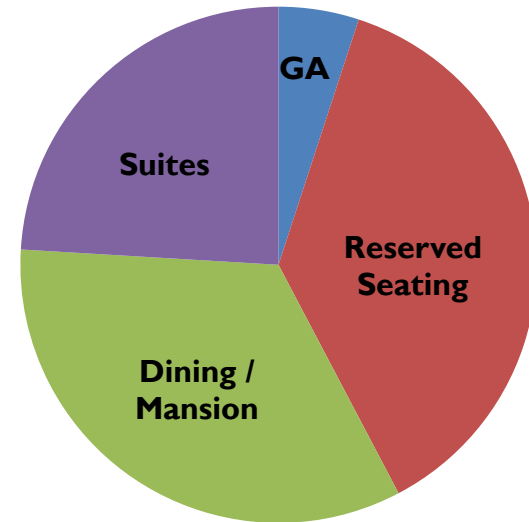
**Derby is a recession resistant asset as demonstrated
by Adjusted EBITDA performance for '07 to '09**

The Kentucky Derby - Sources of Growth and Profitability

Derby Week Revenue
5-year CAGR for Revenue Growth → 10.4%



Ticketing Revenue



Premium seats (~60,000) are largest contributor to revenue

- Over a third of reserved seats are under non-cancellable contracts with staggered expirations of typically 3-7 years through personal seat licenses, suite contracts, and other agreements
- Remaining reserved seats are sold in advance of the event, typically early in the year
- Demand for premium tickets continues to exceed supply

The Kentucky Derby Growth Strategy

A Premier International Sporting / Entertainment Event

Leverage unique experiences and make strategic capital investments

- Enhance guest experience to enable pricing differentiation for ~60,000 reserved seats
- Expand Derby Week offerings and attractions
- Execute capital investments to enable segmentation of ~110,000 guests who do not have a reserved seat

Attract additional sponsorships

Expand European Road to Derby and Japan Road to Derby

Nearly \$190 million in Major Capital Improvements since 2010



Future Build-Out of Facility Supports Long-Term Growth

Announced Projects



Potential Future Projects

- Additional 1st Turn seating
- Premium renovations
- Improved paddock
- Grandstand amenities
- Infield seating

2020 Kentucky Derby - 6th Floor Renovation

Investing \$11 million to create a premium upscale experience on the 6th floor next to The Mansion

- Will create another one-of-a-kind experience for ~350 guests including tiered balcony views of the finish line
 - Replacing the existing Millionaire's Row on level 6
- Project will begin in December '19 and be completed in time for the 2020 Kentucky Derby
- Upscale offerings will include an exclusive, finely-curated culinary menu and an extensive bourbon, wine and champagne service



Investing \$300 million in Hotel, HRM facility, and additional permanent seating

Upgraded amenities for 6,700 existing guests and 5,500 new reserved seats


Stadium seating	Permanent outdoor seating for 4,700 guests with all-inclusive hospitality replacing 3,300 temporary grandstand seats
1 st Floor	900 ¹ unit HRM gaming floor, VIP Lounge, and sports bar <i>New hospitality for 3,400 guests in existing Section III of the racetrack</i>
2 nd Floor	27,000 square foot ballroom and adjacent party deck with tiered covered balcony facing the track <i>New “seating” capacity for >1,700 guests</i> <i>Meeting rooms provides desirable event space throughout the year, with a track facing dining room for 150 guests</i>
3 rd – 6 th Floors	3 rd floor balcony for 250 guests 92 trackside suites with private balconies, covered panoramic views and 12 access passes per suite 60 suites that will offer 8 access passes to the 2 nd floor party deck 4 track-facing presidential suites with private balconies for entertaining up to 20 guests
7 th Floor	Penthouse banquet area for 320 guests with balconies that stretch the length of the building

Targeted to be completed in November 2021



¹ CDI has approval for 3,000 machines under the CDRT license to be used between CDRT and Derby City Gaming

Hotel, HRM facility, and additional permanent seating at CDRT

New and Upgraded Seating Breakdown	Feasibility for a Hotel and HRM Facility																		
<p>Additional amenities:</p> <table border="0"> <tr> <td>Section III guests</td> <td style="text-align: right;">3,400</td> </tr> <tr> <td>Replace existing grandstand seating with new stadium seating</td> <td style="text-align: right;">3,300</td> </tr> <tr> <td>Total</td> <td style="text-align: right;">6,700</td> </tr> </table>	Section III guests	3,400	Replace existing grandstand seating with new stadium seating	3,300	Total	6,700	<p>Hotel demand driven by:</p> <ul style="list-style-type: none"> ▪ Derby Week ▪ Three live racing meets in the Spring and Fall with 80+ dates ▪ Comp for top tier HRM players ▪ Close proximity to high traffic areas <ul style="list-style-type: none"> – Louisville International Airport - 4 million passengers¹ – Kentucky Expo Center - 2 million visitors² – I-65 - 170,000 vehicles daily³ 												
Section III guests	3,400																		
Replace existing grandstand seating with new stadium seating	3,300																		
Total	6,700																		
<p>New reserved seating:</p> <table border="0"> <tr> <td>Additional stadium seating</td> <td style="text-align: right;">1,400</td> </tr> <tr> <td>2nd Floor</td> <td style="text-align: right;">1,700</td> </tr> <tr> <td>2nd Floor meeting space</td> <td style="text-align: right;">150</td> </tr> <tr> <td>3rd Floor balcony</td> <td style="text-align: right;">250</td> </tr> <tr> <td>Trackside suites</td> <td style="text-align: right;">1,104</td> </tr> <tr> <td>Non-trackside suites</td> <td style="text-align: right;">480</td> </tr> <tr> <td>Presidential suites</td> <td style="text-align: right;">80</td> </tr> <tr> <td>Penthouse suites</td> <td style="text-align: right;">320</td> </tr> <tr> <td>Total</td> <td style="text-align: right;">~5,484</td> </tr> </table>	Additional stadium seating	1,400	2 nd Floor	1,700	2 nd Floor meeting space	150	3 rd Floor balcony	250	Trackside suites	1,104	Non-trackside suites	480	Presidential suites	80	Penthouse suites	320	Total	~5,484	
Additional stadium seating	1,400																		
2 nd Floor	1,700																		
2 nd Floor meeting space	150																		
3 rd Floor balcony	250																		
Trackside suites	1,104																		
Non-trackside suites	480																		
Presidential suites	80																		
Penthouse suites	320																		
Total	~5,484																		

¹ As reported by Louisville International Airport for 2018

² Per the Kentucky Venues Annual Report 2017

³ Annual Average Daily Traffic per Kentucky Transportation Cabinet

Multi-year sponsorships with staggered renewals support long-term growth strategy

Sponsorship Economics and Growth

- Vast majority of sponsorship revenue dollars are typically contractually committed six months in advance of Derby Week
- Building relationships with new sponsors to further grow sponsorship revenue

Examples of Continuing Partnerships



Examples of New 2019 Partnerships



Three unique Roads to the Derby for a horse to qualify in one of 20 coveted Derby starting positions

United States	Japan	European
<p>Horses compete for a Derby starting position through 35 races from September through April</p>	<p>Started in 2016 Horses compete for one Derby starting position through four Japanese races starting in November</p>	<p>Started in 2018 Horses compete for one Derby starting position through seven European races from September to April</p>
Growth Potential		
<p>New customers for the Derby Additional wagering Provides extended marketing opportunity for sponsors</p>		

Derby City Gaming

\$65 million investment, 85,000 square foot HRM facility... contributed \$9.5 million of Adjusted EBITDA in 3Q'19

1,000¹ HRMs

Décor pays homage to Churchill Downs Racetrack's deep history in horse racing

Center bar with large format televisions, two food venues, and outdoor gaming patio

CDI partnered with Ainsworth Game Technology to build world's most advanced historical racing machines



¹ CDI has approval for 3,000 machines under the CDRT license to be used between CDRT and Derby City Gaming

Background on Historical Racing Machines in Kentucky

In 2010, Kentucky’s Horse Racing Commission (“KHRC”) enacted regulations to permit wagering on historical horse races on HRM terminals in Kentucky

- Permitted to have an HRM facility if awarded one of 9 horseracing licenses in Kentucky

In 2014, the Kentucky Supreme Court held the KHRC’s regulations authorizing wagering on historical racing to be valid and lawful

In October 2018, Kentucky state circuit court judge ruled that Exacta Systems HRM’s qualify as pari-mutuel wagering and are legal in Kentucky

Four HRM facilities currently exist in Kentucky

- Kentucky Downs opened the state’s first HRM facility in Sept. 2011
- Ellis Park opened an HRM facility in 2012
- Red Mile, a joint venture owned by Keeneland and Red Mile, opened an HRM facility in 2015
- Derby City Gaming, owned by Churchill Downs, opened on Sept. 14, 2018 in Louisville, KY

What is a Historical Racing Machine?

A historical horse racing machine is a gaming device that uses a pari-mutuel math model to approximate the gaming experience of Class II and Class III machines

Gross Commission / Day / Machine ¹				
Kentucky Historical Racing Machine Facilities	TTM October 2018	TTM October 2019	% Change	# of Machines as of October '19
Ellis Park	\$ 104	\$ 130	24.8%	179
Red Mile	\$ 65	\$ 85	30.6%	938
Kentucky Downs	\$ 226	\$ 287	27.0%	753

Gross Commission / Day / Machine ¹												
Property	2018					2019						
	Nov.	Dec.	Jan.	Feb.	Mar.	Apr.	May	Jun.	Jul.	Aug.	Sep.	Oct.
Derby City Gaming	\$ 179	\$ 198	\$ 203	\$ 284	\$ 311	\$ 284	\$ 280	\$ 273	\$ 274	\$ 290	\$ 287	\$ 286

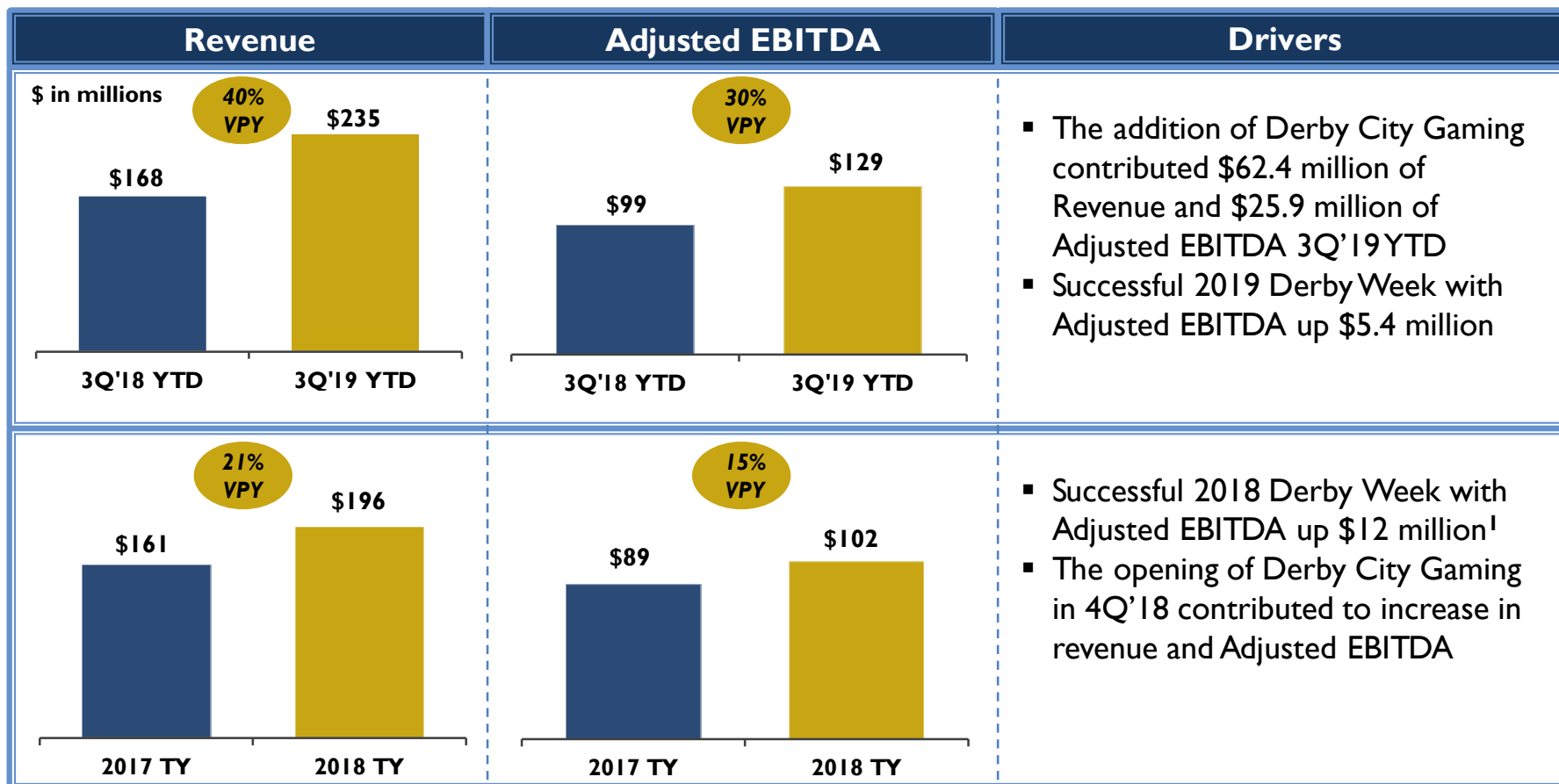
Nearest casino to Derby City Gaming is Horseshoe Southern Indiana

- ~ 30 to 40 minutes away from Derby City Gaming
- ~1,550 Class III slot machines
- TTM October 2019 Gross Win / Day / Machine² of \$287

¹ Based on Kentucky Horse Racing Commission Monthly Wagering Report for October 2019.

² Based on Indiana Gaming Commission Monthly Gaming Revenue Report for October 2019

Financial Overview



¹ ~\$2.5 million of 2018 Adjusted EBITDA growth was related to adoption of ASC 606





Online Wagering Segment

Overview

TwinSpires



- Largest¹, online horseracing wagering platform in the U.S.
- Linkage to *The Kentucky Derby* is a key advantage

Online Sports Betting and iGaming



- Active in New Jersey
- Plan to launch in Pennsylvania and Indiana in 4Q'19
- Strong geographic footprint in key states for expansion

¹ Based on an annual and quarterly basis per figures released by Oregon Racing Commission for 9/30/19

TwinSpires.com

BET ANYWHERE, ANYTIME
Bet on racetracks all around the world.



TOP RACING DATA
Leading source of online data



SIMPLE, FAST WAGERING
Place multiple bets at a time



LIVE STREAMING



BET LIKE A PRO
Get the inside edge with leading handicapping information



EARN CASH
Earn cash bonuses to bet on the races



TwinSpires delivers handicapping data, live race video, and best in class betting

Overview

Launched in 2007

Official mobile betting partner of:

- *The Kentucky Derby*
- Churchill Downs Racetrack

Benefits from CDI ownership of:

- UnitedTote - provides totalisator services
- Brisnet - provides historical handicapping data



2018 Key metrics

\$ in millions	2018	VPY %
TwinSpires Handle ¹	\$1,390	8%
Revenue	\$290	14%
Adjusted EBITDA	\$79	13%

¹ TwinSpires handle excludes Velocity

Multiple brands leverage infrastructure



TwinSpires' strategic advantages

Linkage to *The Kentucky Derby* and the other Triple Crown / Breeders' Cup events



- Inexpensively acquire new customers each year with an affinity for horseracing
- Access to premier content because of ownership of *The Kentucky Derby*

Business intelligence analytics



- Utilize analytics on customer behavior to drive efficient customer acquisition, retention and activation

Customer relationships



- Differentiate VIP relationships to build loyalty and retention
- Unique ability to create once in a lifetime experiences at *The Kentucky Derby*

Management team

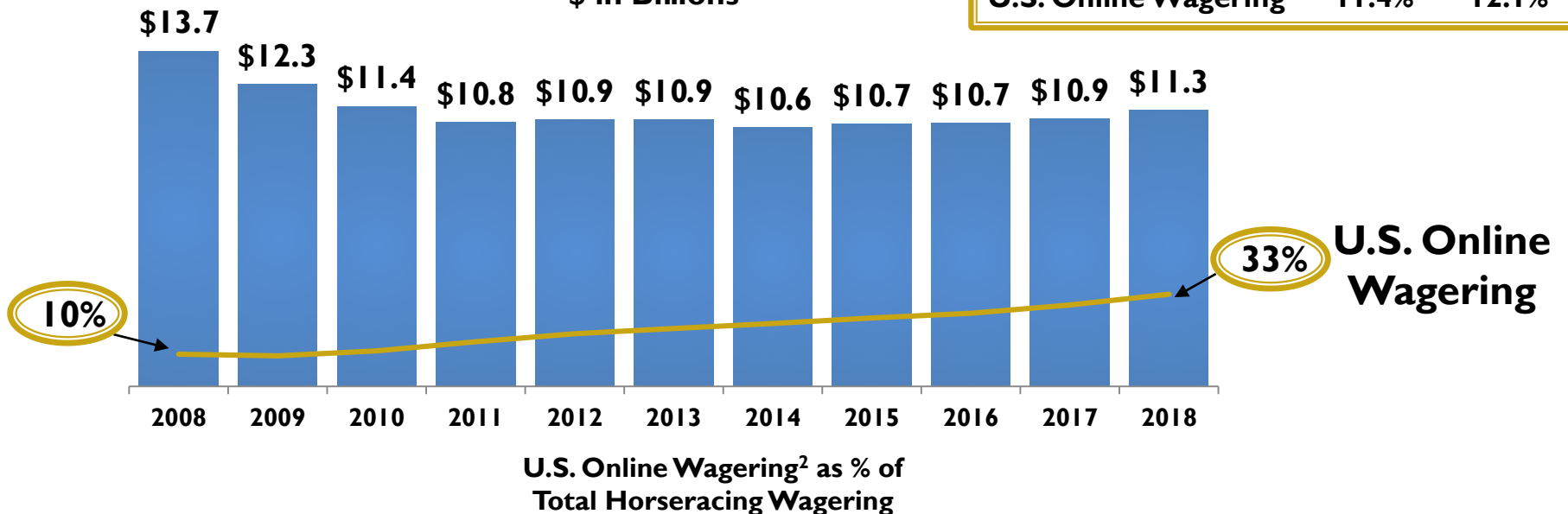


- Significant online wagering experience in Europe and U.S.
- Deep technology expertise throughout core team
- Team's experience positions us well for growth in online sports betting and iGaming markets

Online horseracing wagering has potential for additional market penetration

**Total Horseracing Wagering¹
in the United States
\$ in Billions**

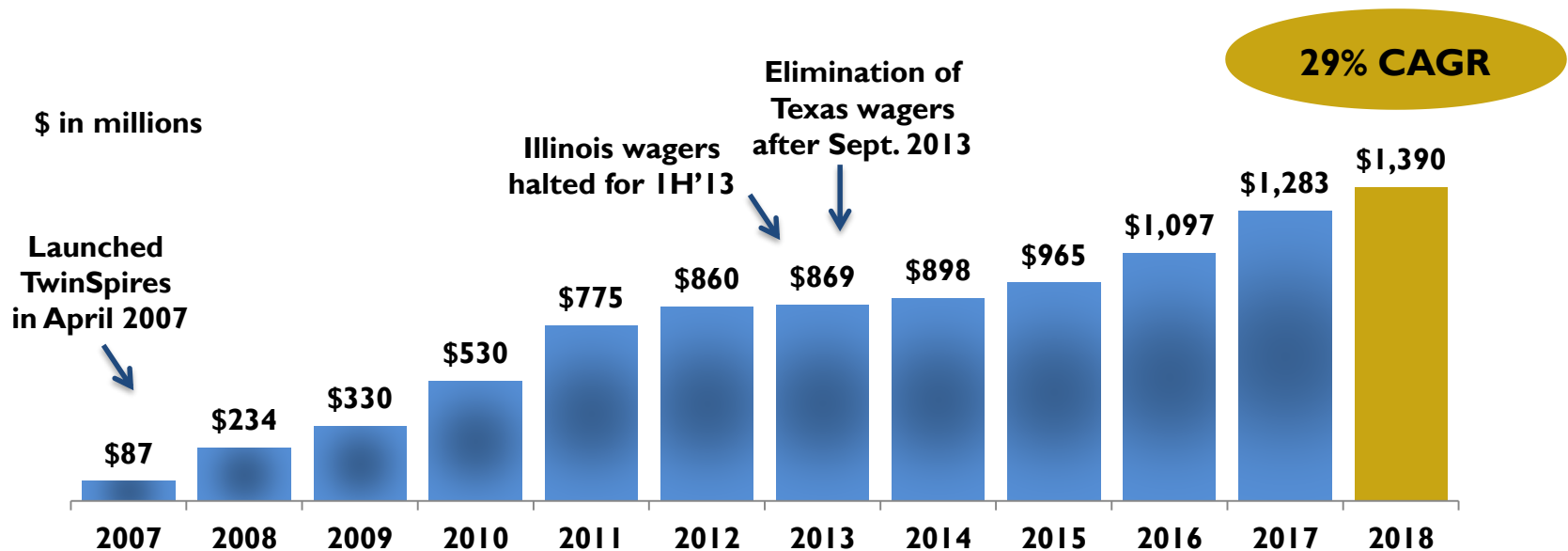
U.S Horseracing	CAGR	
	2008-15	2016-18
Total Wagering	(3.5)%	2.4%
U.S. Online Wagering	11.4%	12.1%



¹ Source: Equibase

² Online Wagering excludes Velocity

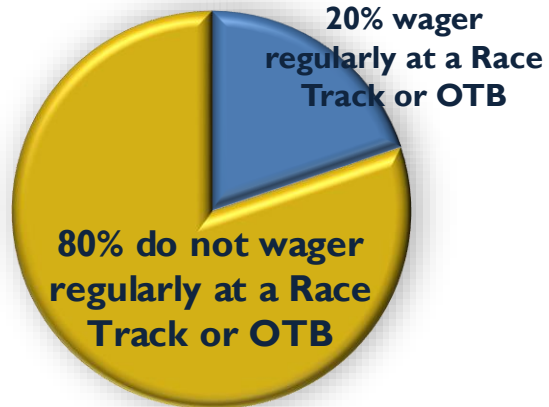
TwinSpires handle¹ has grown significantly over the past decade



¹ TwinSpires handle excludes Velocity

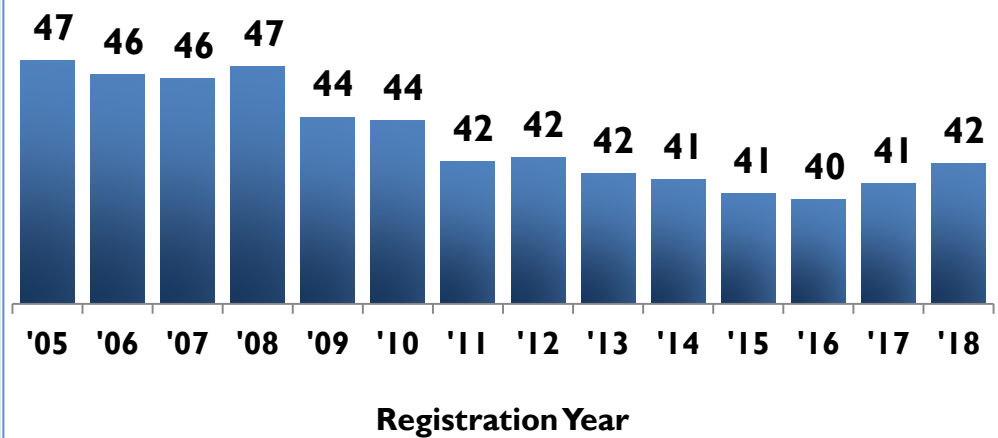
We are attracting new fans and younger fans to horseracing

New Fans



Based on survey of August 2017 new customers

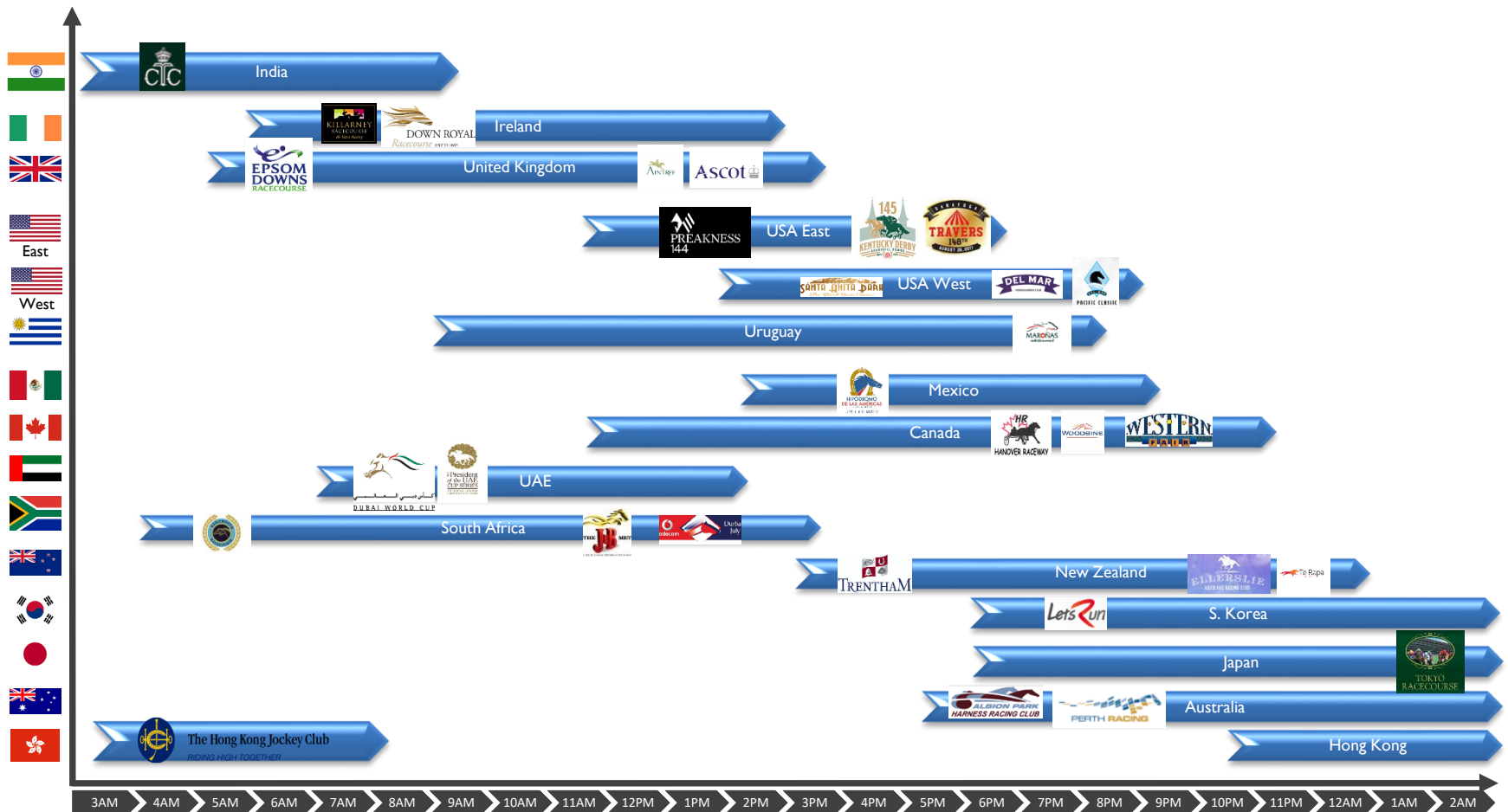
Median New Player Age



TwinSpires offers betting on ~203,000 races at 350 racetracks 365 days a year



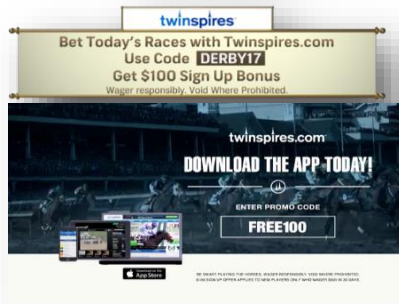
TwinSpires offers betting 24/7 from 14 countries




Hours in EST

We leverage data to drive user acquisition, retention, and activation

User Acquisition



User Retention



User Activation



We have the unique ability to create once in a lifetime experiences at *The Kentucky Derby*

Winner's Toasts



Trophy Presentations



VIP Events



Behind-the-Scene Tours



Sports Betting / iGaming Opportunity

In May 2018, the Supreme Court repealed the Professional and Amateur Sports Protection Act of 1992 (“PASPA”) – effectively allowing sports betting in the U.S. on professional and amateur sports, subject to state regulation

- PASPA had effectively outlawed sports betting in the U.S. except for in Nevada, Oregon, Delaware, and Montana
- New Jersey was the leader in challenging PASPA

Typical State process to enable sports wagering:

- Enact state legislation
- State governing body implements regulations
- Eligible companies and key suppliers obtain state gaming licenses and technology certifications, as required

Current Status	# of states	
	Sports Betting ¹	iGaming ²
Authorized But Not Yet Operational	6	0
Operational	13	5

¹ Per Eilers & Krejcik Gaming U.S Sports Betting Market Monitor for October 2019

² Per Eilers & Krejcik Gaming U.S Online Casino Tracker for September 2019

Sports Betting / iGaming Opportunity

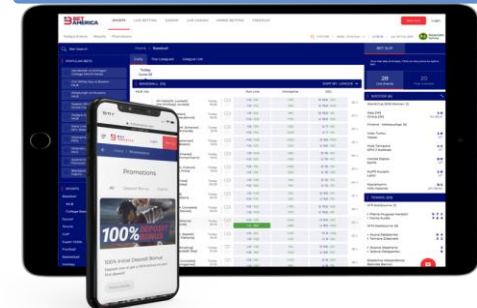
CDI leveraging BetAmerica brand for sports betting and iGaming



Retail¹



Online



- Leverage our expertise as the largest online horse race wagering business in the U.S.
- SBTech platform provides industry leading technology platform
 - Integrated sports betting and iGaming products
 - SBTech provides odds and risk management services

¹ Results for Retail Sports Betting are included in the Gaming Segment

Sports Betting and iGaming – Near-term Opportunities

Near-term retail and online BetAmerica sports betting and iGaming operations					
State	Adult Population¹ (million)	CDI Property or 3rd Party Agreement	CDI Retail Sports Betting	CDI Online Sports Betting	CDI iGaming
Mississippi	~2.2	Harlow's and Riverwalk Casinos²	Aug. 2018	N/A	N/A
New Jersey	~6.8	Agreement with Golden Nugget Atlantic City for Sports Betting & iGaming skin	N/A	Launched 1Q'19	Launched 1Q'19
Pennsylvania	~9.7	Presque Isle Downs & Casino in Erie, PA	Launched 3Q'19	Expected 4Q'19	Expected 4Q'19
Indiana	~4.8	Agreement with Rising Star Casino Resort for Sports Betting	Launched 4Q'19	Expected 4Q'19	Expected 4Q'19
Illinois	~9.5	Rivers Joint Venture³ and Arlington International Racecourse and OTBs	TBD	TBD	TBD
Tennessee	~5.0	Open market access	N/A	TBD	TBD
Colorado	~4.2	Agreement with Full House Resorts for Sports Betting	TBD	TBD	TBD

¹ Population Distribution by Age by The Henry J. Kaiser Family Foundation, 2016

² Retail betting results at Harlow's and Riverwalk Casinos are reported in the Gaming Segment

³ Rivers Des Plaines will operate sports betting under their brand BetRivers

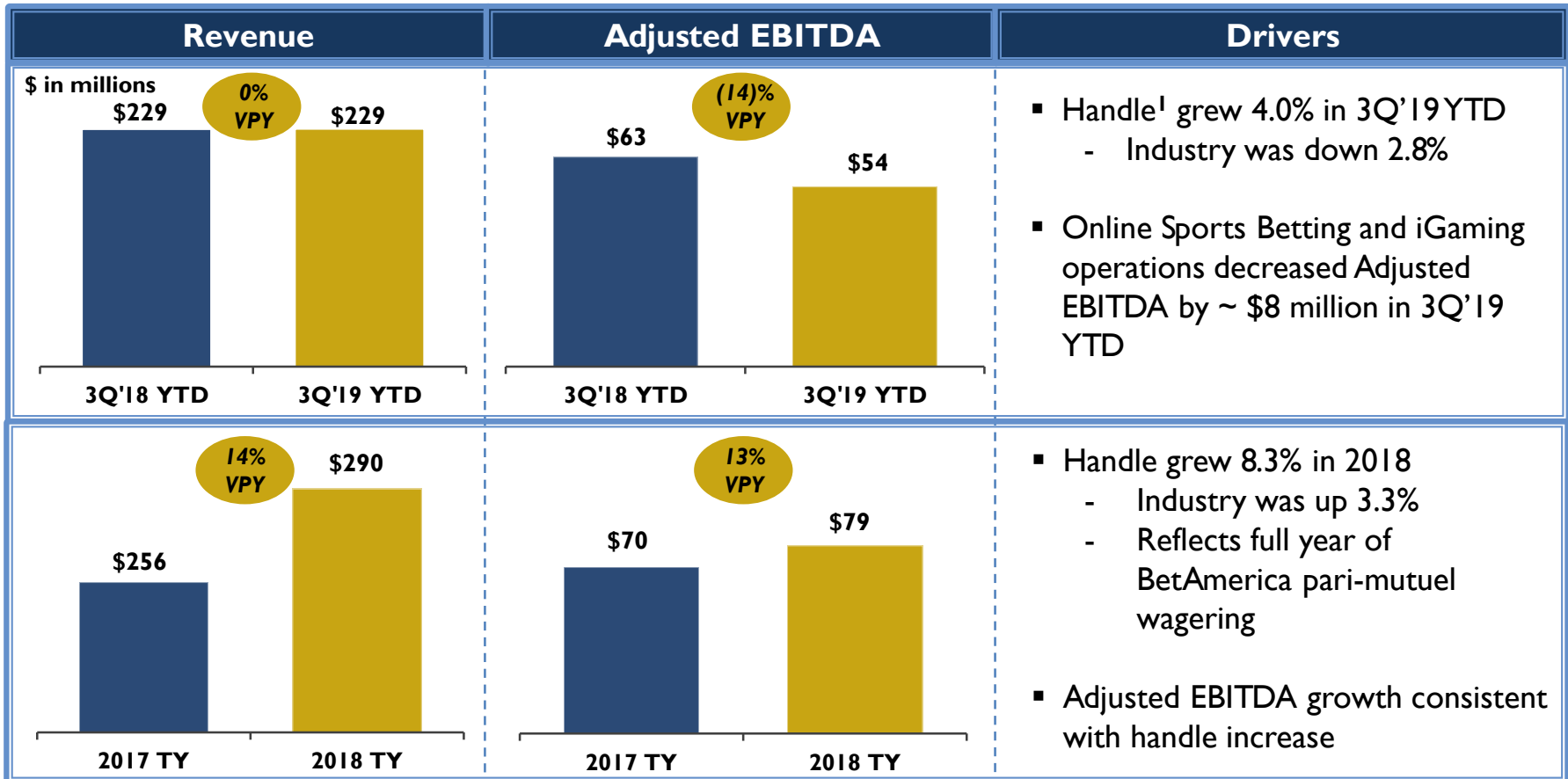
Future Expansion of Sports Betting and iGaming

CDI is well positioned in key states if sports betting and iGaming are approved

State	Adult Population ¹ (million)	CDI Property or 3 rd Party Agreement
California	~29.4	Card room agreement to offer online poker if legislation is approved
Florida	~16.2	Calder Casino
New York	~15.1	Agreement with Saratoga Casino Holdings for rights to online sports betting & iGaming until 2033
Ohio	~8.6	Miami Valley Gaming Joint Venture
Maryland	~4.5	The Casino at Ocean Downs
Louisiana	~3.4	Fair Grounds Slots and VSI and Fair Grounds Race Course
Kentucky	~3.3	Churchill Downs Racetrack and Derby City Gaming, Turfway Park, and Oak Grove
Maine	~1.0	Oxford Casino
Washington, D.C.	~0.5	Open market access

¹ Population Distribution by Age by The Henry J. Kaiser Family Foundation, 2017

Financial Overview




¹ TwinSpires handle does not include handle from customers in the Velocity group





Gaming Segment

Regional Gaming Properties



We are a leader in brick-and-mortar casino gaming with ~11,000 slot machines and VLTs and ~200 table games in eight states

Diverse portfolio of gaming properties

Overview

Ten casinos and three hotels in eight states

- Seven wholly owned, two joint ventures, and one management contract
- Local brands and community connection
- Smaller bets in diverse geographic and economic environments

Retail self service BetAmerica Sportbooks opened at two Mississippi properties in August 2018 as well as Presque Isle Downs & Casino in July 2019

2018 Key metrics

\$ in millions	<u>2018</u>	<u>VPY %</u>
Revenue	\$450	15%
Adjusted EBITDA	\$174	17%
Wholly owned casino margin¹	33.2%	170 pts

Industry leading margins for wholly owned casinos

¹ Excludes corporate overhead, Ocean Downs, Presque Isle, Lady Luck Namacolin, joint ventures, and racetracks

Our gaming properties' strategic advantages

Local approach



- Unique brands and marketing strategies
- Menus and offerings reflect local tastes
- Promotions catered to local customer base
- Loyal player base

Business intelligence analytics



- Utilize analytics on customer behavior to optimize customer trips and casino / food & beverage offerings

Leverage corporate gaming expertise



- Gaming floor layout and game mix optimized
- Central slot purchasing to leverage size
- Disciplined reporting and communication strategy
- Central marketing resource facilitates shared best practices

Regional property gaming leaders



- Significant overall gaming experience
- Stable executive leadership maintains local market focus

Florida and Louisiana Casinos & Video Poker

Calder Casino – Miami Gardens, Florida

- Property:
 - Located in Miami Gardens, FL, near Hard Rock Stadium (home of the Miami Dolphins)
 - Gaming facility opened in Jan. 2010
 - 170 acres of land with casino and racetrack
 - ~1,150 slot machines
- Agreement with The Stronach Group to operate and manage Calder's racetrack and live horseracing under Calder's racing permits until Dec. 31, 2020
- In Nov. 2016, we sold 61 acres of excess real estate at Calder for \$434k per acre¹
- Expanded smoking patio opened May 2018
- Jai Alai permit received in Feb. 2018 and began play in May 2019



Fair Grounds Slots & Video Poker - Louisiana

- Property:
 - Racetrack and slots facility located in New Orleans, LA
 - Slots facility opened in Oct. 2008
 - ~620 slot machines



- Fair Grounds operates 14 OTB's across southeast LA of which 12 have ~940 video poker machines



¹ Excluding real estate commissions paid

Maine and Maryland Casinos

Oxford Casino – Oxford, Maine

- Property:
 - Located in Oxford, Maine
 - ~940 slot machines, 30 table games and 2 dining facilities
 - 97 acres of land
- Purchased in July 2013
- In Nov. 2017, opened new \$25 million expansion
 - Attached 107-room hotel
 - Expanded gaming floor which added 100 slot machines
 - Added new pub restaurant



The Casino at Ocean Downs – Berlin, Maryland

- Property:
 - Located near Ocean City
 - Casino opened in 2010
 - Harness racetrack opened in 1949
 - ~900 VLTs and 18 table games
- Ownership history
 - Purchased 50% equity stake in Jan. 2017
 - Acquired remaining 50% equity stake in Aug. 2018 through swap of 25% ownership interest in Saratoga New York and Colorado with Saratoga Casino Holdings
- Realized an effective 10 percentage point tax reduction starting Aug. 2017 by purchasing VLTs from the State of Maryland
- Added 10 table games and 100 VLTs in Dec. 2017 and an additional 8 tables in July 2018



Mississippi Casinos

Harlow's Casino Resort & Spa

- Property:
 - Located in Greenville, Mississippi
 - Facility opened in 2007
 - ~730 slot machines, 15 table games
 - 4 dining facilities
 - 105-room attached hotel
 - Located on ~85 acres of leased land
- Purchased in Dec. 2010
- Opened retail BetAmerica Sportsbook in Aug. 2018
 - 39 self-service betting terminals
 - 21 big screen displays broadcasting over 100 different HD channels of sporting events and information

Harlow's
Casino Resort & Spa



Riverwalk Casino Hotel

- Property:
 - Located in Vicksburg, Mississippi
 - Facility opened in 2008
 - ~650 slot machines, 16 table games
 - 2 dining areas
 - 80-room attached hotel
 - 22 acres of land
- Purchased in Oct. 2012
- Opened retail BetAmerica Sportsbook in Aug. 2018
 - 38 self-service betting terminals
 - 55 big screen displays broadcasting over 100 different HD channels of sporting events and information

RIVERWALK
CASINO • HOTEL



Pennsylvania Casinos

Presque Isle Casino

- Property:
 - Located in Erie, Pennsylvania
 - ~1,500 slot machines, 32 table games and a 7 table poker room in 153,400 sq. ft. facility
 - ~100 live thoroughbred race dates each year
 - Located on ~270 acres of land
- Purchased in January 2019 for \$179 million
- Opened retail BetAmerica Sportsbook in July 2019
 - 50 state-of-the-art self-service betting terminals located throughout the casino floor



Lady Luck Nemacolin

- Property:
 - Located in Farmington, PA
 - ~1 mile from Nemacolin Woodlands Resort's main entrance
 - ~ 600 slot machines, 27 table games and a casual dining restaurant and lounge
- Paid \$100,000 in March 2019 for:
 - Management agreement to operate casino until July 2023
 - All fixed assets (e.g. slot machines and table games)
 - Paid a \$1 million payment in 2Q'19 to the PA Gaming Control Board to lift the \$10 per visit access fee for customers



Casino Joint Ventures

Two of our casinos are joint ventures

Miami Valley Gaming (50% Equity Investment)

- Opened in December 2013
- Located in Lebanon, OH (North of Cincinnati, south of Dayton)
- ~1,930 video lottery terminals
- Joint venture (50/50) with Delaware North
- Added smoking patio, high limit area, and expanded gaming in 4Q'17



Rivers Casino Des Plaines (61% Equity Investment)

- Opened in July 2011
- CDI invested \$407 million for 61% equity investment on March 5, 2019
- Located in Des Plaines, IL
- ~980 slot machines and ~58 table games¹
- Joint venture with High Plains Gaming, LLC, an affiliate of Rush Street Gaming, LLC
- Favorably positioned for online sports betting / iGaming upside



¹ For purposes of statutory requirements, slot machines are counted as 0.9 positions and table games are determined based on type of game (Craps tables have 10 positions, all others have 5 positions).

Financial Overview

Revenue		Adjusted EBITDA		Drivers												
<p>\$ in millions</p> <p>59% VPY</p> <table border="1"> <tr> <th>Period</th> <th>Revenue (\$ millions)</th> </tr> <tr> <td>3Q'18 YTD</td> <td>\$330</td> </tr> <tr> <td>3Q'19 YTD</td> <td>\$525</td> </tr> </table>		Period	Revenue (\$ millions)	3Q'18 YTD	\$330	3Q'19 YTD	\$525	<p>55% VPY</p> <table border="1"> <tr> <th>Period</th> <th>Adjusted EBITDA (\$ millions)</th> </tr> <tr> <td>3Q'18 YTD</td> <td>\$137</td> </tr> <tr> <td>3Q'19 YTD</td> <td>\$213</td> </tr> </table>		Period	Adjusted EBITDA (\$ millions)	3Q'18 YTD	\$137	3Q'19 YTD	\$213	<ul style="list-style-type: none"> ▪ 1Q'19 additions of Presque Isle, Lady Luck Nemaquin management contract, equity investment in Rivers Des Plaines, and full ownership of Ocean Downs ▪ Addition of BetAmerica Sportsbooks at our Mississippi properties ▪ Increase at Fair Grounds due to two additional OTBs
Period	Revenue (\$ millions)															
3Q'18 YTD	\$330															
3Q'19 YTD	\$525															
Period	Adjusted EBITDA (\$ millions)															
3Q'18 YTD	\$137															
3Q'19 YTD	\$213															
<p>15% VPY</p> <table border="1"> <tr> <th>Year</th> <th>Revenue (\$ millions)</th> </tr> <tr> <td>2017 TY</td> <td>\$389</td> </tr> <tr> <td>2018 TY</td> <td>\$450</td> </tr> </table>		Year	Revenue (\$ millions)	2017 TY	\$389	2018 TY	\$450	<p>17% VPY</p> <table border="1"> <tr> <th>Year</th> <th>Adjusted EBITDA (\$ millions)</th> </tr> <tr> <td>2017 TY</td> <td>\$149</td> </tr> <tr> <td>2018 TY</td> <td>\$174</td> </tr> </table>		Year	Adjusted EBITDA (\$ millions)	2017 TY	\$149	2018 TY	\$174	<ul style="list-style-type: none"> ▪ Ocean Downs/Saratoga transaction resulted in consolidation of Ocean Downs in 3Q'18 ▪ Addition of the hotel and expanded gaming floor at Oxford in December 2017 ▪ Capital improvements made at Calder during 2018
Year	Revenue (\$ millions)															
2017 TY	\$389															
2018 TY	\$450															
Year	Adjusted EBITDA (\$ millions)															
2017 TY	\$149															
2018 TY	\$174															





Additional Growth Opportunities

Oak Grove, Kentucky

Located off of Highway 24 on the Kentucky – Tennessee state border

- Major East/West roadway connecting from Southern Illinois, through Nashville, and ending in Chattanooga, Tennessee

~55 miles from Nashville, Tennessee

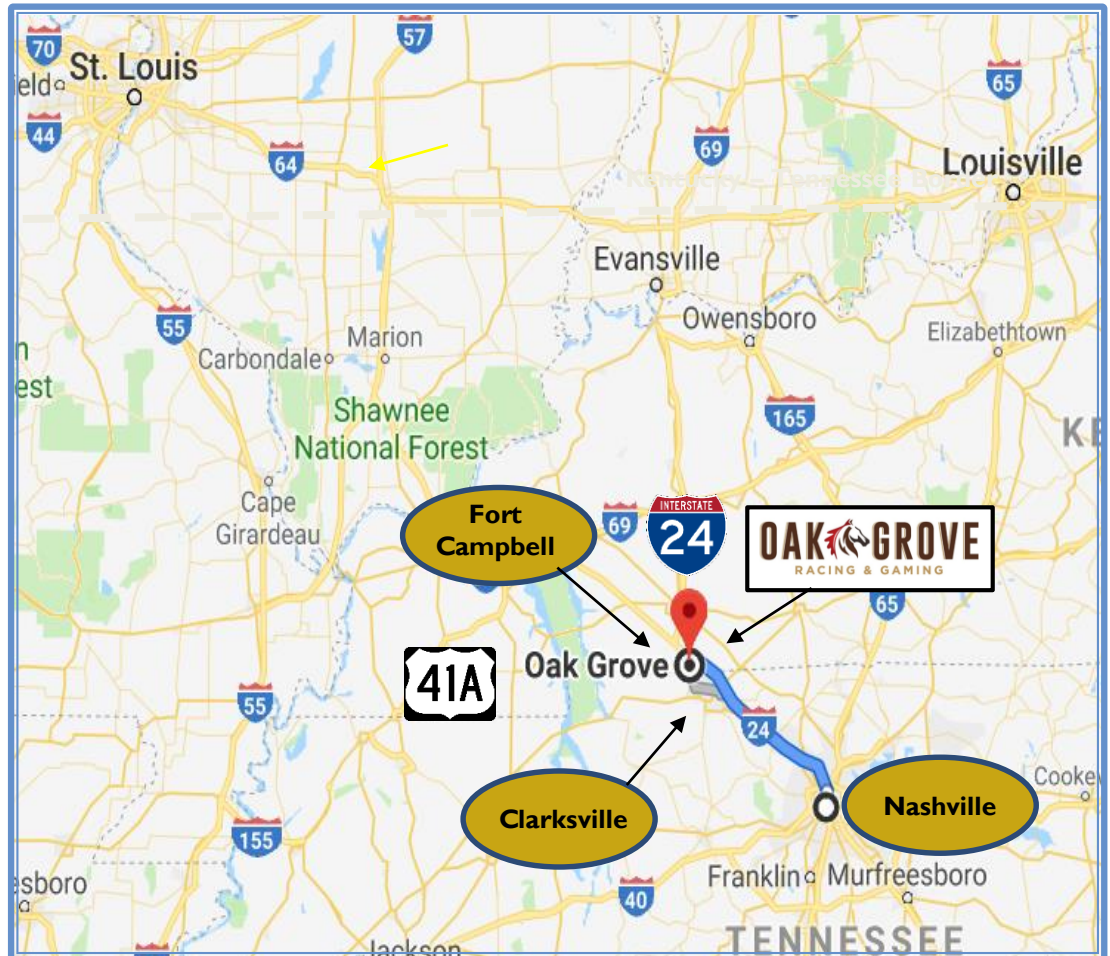
- City population of ~670,000 - 24th largest city in the U.S.
- Metropolitan area population of ~ 2 million
- Ranked the 7th fastest growing city in 2018 by Forbes based on both population and job growth
- Tennessee does not offer legal retail gaming options

~3 miles from Fort Campbell

- The second largest military base in the United States with population of over 200,000

~11 miles from Clarksville, Tennessee

- Population of ~150,000 – 5th largest city in Tennessee



Oak Grove Racing & Gaming

Building new \$200 million property in a joint venture owned by CDI (95% owner) and Keeneland Association Inc. (5% owner)

- Racetrack and enclosed grandstand / multi-purpose space
- Ran 11 harness racing dates in October / November 2019
- HRM facility which will open Summer of 2020 with ~1,200 machines
 - Have approval to increase to 1,500 machines
 - Plan to introduce new game titles with second supplier of HRMs
- 125-room hotel with event center and dining options which will open Summer of 2020
- 3,000 person capacity amphitheater and state-of-the art equestrian center including indoor arena



Turfway Park Acquisition

CDI completed its previously announced purchase of all outstanding equity of Turfway Park in Florence, KY from Jack Entertainment and Hard Rock International

- Total consideration of \$46 million in cash, subject to certain working capital adjustments; \$10 million is anticipated to be expensed in 4Q'19 based on accounting rules
- Upon receiving KHRC approval, CDI withdrew the race dates application related to its previously announced New Latonia Racing & Gaming project in northern Kentucky

The 2019-2020 Turfway winter race meet will be run at the track beginning in December 2019

CDI expects to begin the remediation and demolition of the existing grandstand in April after the winter race meet

Up to \$150 million¹ investment

- State-of-the-art live and historical Thoroughbred racing facility
- A HRM facility with up to 1,500² machines, clubhouse, food & beverage venues and an inner dirt track to complement the existing one-mile synthetic main race track



¹ Inclusive of the \$46 million purchase price

² CDI has approval for 2,500 machines under the Turfway license

Illinois Gaming Expansion and Sports Betting Legalization

Rivers Casino Des Plaines

- Requested 800 additional positions (increase from 1,200 to 2,000)
 - Received regulatory approval to become the first land-based casino in IL and to begin the addition of the 800 new positions which will occur over two phases:
 - Phase 1: ~250 additional positions utilizing existing space, with ~115 slot machines and 8 table games totaling 144 positions added by the end of 4Q'19
 - Phase 2: ~550 additional positions upon completion of facility and parking garage expansions
- Will be requesting sports betting license
- Privilege tax rate on table games will be reduced from a maximum of 50% down to 15% for the first \$25 million annual adjusted gross receipts received on table games, and 20% of annual adjusted gross receipts in excess of \$25 million
 - The new rates will go into effect on the date that the first new casino begins operations

Rush Street Gaming and CDI have jointly submitted a bid for the new Waukegan casino

- Proposed 1,625-gaming-seat facility that will also operate retail and online sports betting
- Bid was one of 3 bids submitted by the City of Waukegan to the Illinois Gaming Board (“IGB”) for consideration
 - According to the gaming bill, the IGB has 12 months from the date that the bill was signed (June 28, 2019) to award the gaming license to one of the bids submitted by the City of Waukegan

CDI has announced that Arlington Racecourse has declined to apply for gaming license

- We intend to conduct horse racing in 2020 and 2021 and also apply for a sports betting license for retail and online sportsbook for Arlington Racecourse and three OTBs
- Will explore longer-term alternatives, including moving the racing license to another community in the Chicagoland area or elsewhere in the state

Miami Valley Gaming Expansion

Miami Valley Gaming announced a \$100 million expansion to build a hotel, parking garage, and expanded gaming floor

- Scheduled to be completed by 2Q'21
- Financing with debt at the joint venture

Hotel and parking garage

- 192 room hotel and a 1,000 car parking garage
- Will allow MVG to expand the geographical market reach of the property
 - MVG is located ~30 miles from both Cincinnati and Dayton and ~85 miles from Columbus

Expanded gaming floor

- The expansion will add over 10,000 square feet of gaming floor space and increase the number of video lottery terminals in operation by 250 to a total of ~ 2,200



We have demonstrated M&A is a core discipline of our team

Typical M&A Target Screen

Regional casino assets with future growth potential
Well positioned competitively – existing gaming and future gaming expansion
Strategic growth potential into sports betting and iGaming
Accretive to free cash flow and earnings per share with returns above cost of capital

And, we have shown our ability to be a disciplined seller of assets

**Calder Race Course
Land Sale**

Sold 61 acres of excess land for \$26.5 million or \$434k per acre¹
Used like-kind-exchange to permanently defer \$14 million of gain on sale through purchase of property at Churchill Downs

Big Fish Games

Purchased for \$835 million² Dec. 2014
Sold for \$990 million² Jan. 2018
> 50% levered IRR

**Saratoga – New York
and Colorado**

Swapped 25% equity ownership in Saratoga – New York and Colorado for remaining 50% equity ownership in Ocean Downs Casino
Retained rights to online sports betting and iGaming if regulation allows in the future

¹ Excluding real estate commissions paid

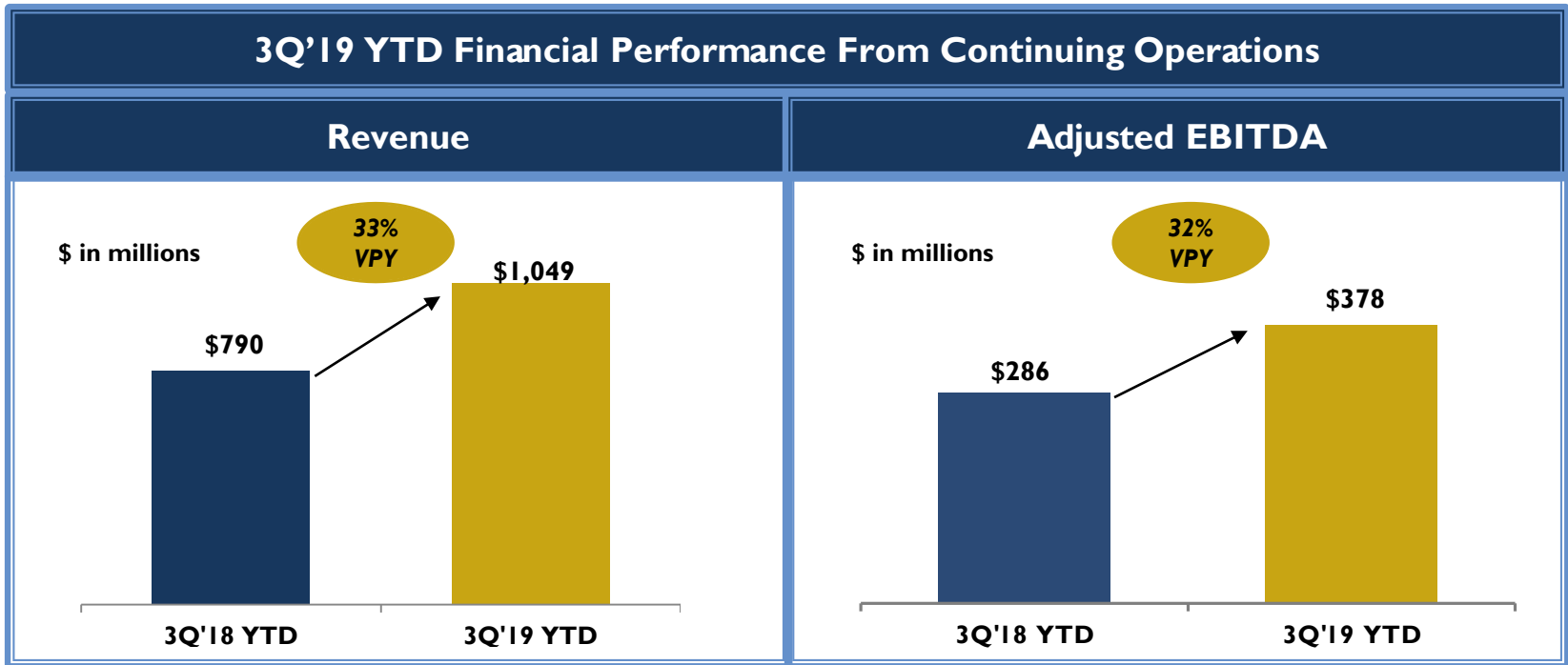
² Gross, prior to settlement of working capital adjustments and transaction costs





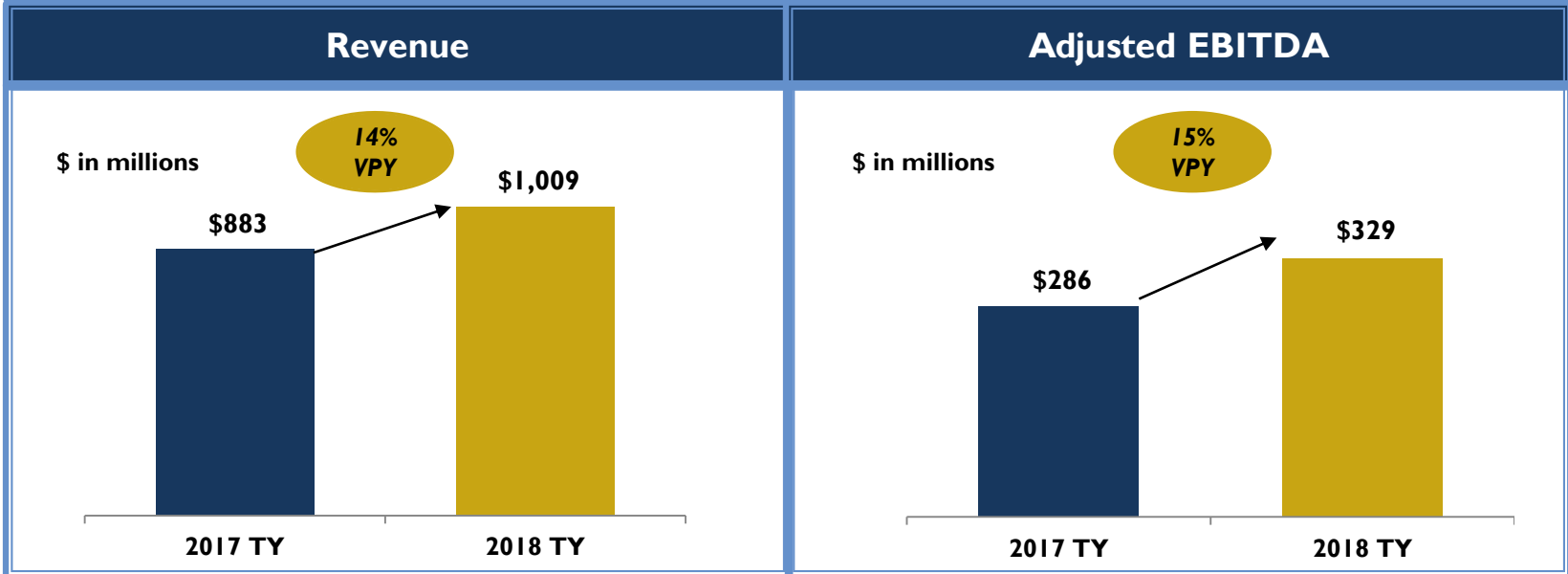
Financial Highlights and Insights

Strong growth driven by Derby City Gaming, Derby Week, organic growth, and strategic acquisitions



Double-digit growth driven by investment in *The Kentucky Derby*, and organic growth from TwinSpires and the Gaming Segment

2018 Financial Performance From Continuing Operations



Capital management philosophy based on creating long-term shareholder value

Maintain broad and expedient access to the capital markets

- Ideal target is 3.0x-4.0x net leverage ... willing to go higher for a strategic investment

Engage in open and active dialogue with rating agencies and institutional investors

Investments focused on creating long-term shareholder value

- Invest in organic investments to expand offerings in high growth areas with returns above cost of capital
- Pursue strategic acquisitions
- Dividends are considered annually by the Board of Directors based on the health of the Company
- Opportunistic share repurchases dependent upon free cash flow generation, leverage levels and other investment opportunities to grow the business

2019 Projected Capital Investments as of 9/30/19

Maintenance Capital



\$45 – 55 million

Project Capital



\$100 – 120 million

- **Oak Grove**
- **Churchill Downs Racetrack**
- **Calder Jai Alai**

Capacity for Future Investments

- **2.8x Pro forma TTM Net Leverage as of September 30, 2019**
- **Significant balance sheet flexibility**
- **\$700 million undrawn credit facility**
- **Demonstrated ability to access debt markets with attractive rates / terms**

Churchill Downs investments provide strong returns creating long-term shareholder value

The Mansion



Return Profile

Built in 2013
\$4.6 million investment
< 3 year payback


Winner's Circle Suites and Courtyard



Return Profile

Built in 2015
\$4.3 million investment
< 5 year payback

Turf Club / Stakes Room



Return Profile

Renovated in 2016
\$18.4 million investment
< 5 year payback

Derby City Gaming



Return Profile

Opened Sep. 2018
\$65 million investment
< 3 year payback

Targeted casino investments enhance existing properties and provide favorable returns

Ocean Downs Expansion



Return Profile

Opened Dec. 2017
 \$18 million investment
 < 3 year payback

Ocean Downs Slot Floor Purchase



Return Profile

Purchased Aug. 2017
 \$13 million investment
 < 2 year payback

Oxford Hotel & Floor Expansion



Return Profile

Opened Nov. 2017
 \$27 million investment
 < 6 year payback

Miami Valley Gaming Expansion



Return Profile

Opened Oct. 2017
 \$5 million investment
 < 2 year payback

CDI has returned over \$1 billion of capital to shareholders over the last 5 years

Dividends

- 2020 will be the 9th consecutive increase in the dividend per share
- \$104 million paid to shareholders in dividends over the last 5 years

Share Repurchases

- Returned \$956 million to shareholders through share repurchases over the last 5 years
 - Includes \$500 million repurchased with a portion of the Big Fish Games sale proceeds through a Dutch Auction in February 2018
- \$300 million share repurchase program authorized on October 30, 2018
 - \$68 million repurchased 3Q'19 YTD
 - \$200 million of capacity remaining at September 30, 2019

Reflects our commitment to effectively return capital to shareholders unless there are more attractive growth opportunities





Appendix

Bill Carstanjen Chief Executive Officer

- Chief Executive Officer since Aug. 2014; Director since 2015
- President and COO, Mar. 2011 – Aug. 2014; COO, Jan. 2009 – Mar. 2011
- EVP, General Counsel & Chief Development Officer, July 2005 – Jan. 2009
- Former Executive of GE
- Began career as attorney with Cravath, Swaine, & Moore LLP in NYC
- Columbia Law School

Bill Mudd President & Chief Operating Officer

- Chief Operating Officer since Sept. 2015
- President and Chief Financial Officer, Aug. 2014 – Oct. 2015
- Chief Financial Officer from Oct. 2007 to Aug. 2014
- 15 year multi-industry, multi-business background with GE
- Former Captain in the U.S. Army Reserves
- B.A. in Mathematics from Bellarmine University; MBA

Marcia Dall EVP & Chief Financial Officer

- Chief Financial Officer since Oct. 2015
- Public company Chief Financial Officer for Erie Insurance Group / Erie Indemnity (Nasdaq: ERIE), Mar. 2009 to Oct. 2015
- 20+ year tenure with GE / GE Capital in finance / operational leadership roles
- B.S. in Accounting – Indiana University; MBA – Kellogg School of Management at Northwestern University; CPA

Definition of Non-GAAP Financial Measures

The Company uses non-GAAP measures, including EBITDA (earnings before interest, taxes, depreciation and amortization) and Adjusted EBITDA, as key performance measures of the results of the operations for purposes of evaluating performance internally. We believe that the use of Adjusted EBITDA as a key performance measure of results of operations enables management and investors to evaluate and compare from period to period our operating performance in a meaningful and consistent manner. Our chief operating decision maker utilizes Adjusted EBITDA to evaluate segment performance, develop strategy and allocate resources. Adjusted EBITDA is a supplemental measure of our performance that is not required by, or presented in accordance with, GAAP. Adjusted EBITDA should not be considered as an alternative to, or more meaningful than, net income or operating income (as determined in accordance with GAAP) as a measure of our operating results, as an alternative to cash flows from operating activities as a measure of liquidity, or as an alternative to any other measure provided in accordance with GAAP. Our calculation of Adjusted EBITDA may be different from the calculation used by other companies and, therefore, comparability may be limited.

Adjusted EBITDA is defined as earnings before interest, taxes, depreciation and amortization, adjusted for the following:

Adjusted EBITDA includes our portion of the EBITDA from our equity investments.

Adjusted EBITDA excludes:

- Transaction expense, net which includes:
 - Acquisition and disposition related charges, including fair value adjustments related to earnouts and deferred payments
 - Calder Racing exit costs; and
 - Other transaction expense, including legal, accounting and other deal-related expense;
- Stock-based compensation expense;
- Midwest Gaming's impact on our investments in unconsolidated affiliates from:
 - The impact of changes in fair value of interest rate swaps; and
 - Recapitalization and transaction costs;
- Asset impairments;
- Gain on Ocean Downs/Saratoga Transaction;
- Loss on extinguishment of debt;
- Legal reserves;
- Pre-opening expense; and
- Other charges, recoveries and expenses

Reconciliation from GAAP to Non-GAAP Financial Measures

Reconciliation of Comprehensive Income to Adjusted EBITDA

(in millions)	Year Ended December	Nine Months Ended September 30,	
	2018	2019	2018
Comprehensive income	\$ 353.2	\$ 133.5	\$ 341.8
Foreign currency translation, net of tax	(0.6)	-	(0.6)
Change in pension benefits, net of tax	0.2	-	0.2
Net income	<u>352.8</u>	<u>133.5</u>	<u>341.4</u>
Loss (income) from discontinued operations, net of	<u>(170.2)</u>	<u>1.9</u>	<u>(166.1)</u>
Income from continuing operations, net of tax	182.6	135.4	175.3
Additions:			
Depreciation and amortization	63.6	64.3	45.8
Interest expense	40.1	52.0	29.2
Income tax provision	51.3	53.1	52.1
EBITDA	<u>\$ 337.6</u>	<u>\$ 304.8</u>	<u>\$ 302.4</u>
Adjustments to EBITDA:			
Selling, general and administrative:			
Stock-based compensation expense	\$ 17.7	\$ 17.6	\$ 13.1
Legal reserves	-	3.6	-
Other charges	(0.6)	-	-
Pre-opening expense	4.8	3.6	4.1
Transaction expense, net	10.3	5.0	8.9
Other income, expense:			
Interest, depreciation and amortization expense related to equity investments	13.9	22.9	12.2
Changes in fair value of Midwest Gaming's interest rate swaps	-	15.4	-
Midwest Gaming's recapitalization and transactions costs	-	4.7	-
Gain on Ocean Downs/ Saratoga transaction	(54.9)	-	(54.9)
Other	-	-	-
Total adjustments to EBITDA	<u>(8.8)</u>	<u>72.8</u>	<u>(16.6)</u>
Adjusted EBITDA	<u>\$ 328.8</u>	<u>\$ 377.6</u>	<u>\$ 285.8</u>
Adjusted EBITDA by segment:			
Churchill Downs	\$ 102.3	\$ 128.5	\$ 99.1
Online Wagering	79.0	54.1	63.1
Gaming	174.1	212.6	136.8
Total segment Adjusted EBITDA	<u>355.4</u>	<u>395.2</u>	<u>299.0</u>
All Other	<u>(26.6)</u>	<u>(17.6)</u>	<u>(13.2)</u>
Total Adjusted EBITDA	<u>\$ 328.8</u>	<u>\$ 377.6</u>	<u>\$ 285.8</u>